

COLLEGE PREPARATION OUTLINE



9TH GRADE

Ninth grade counts! Universities are looking for consistently good students— students who have proven to be involved and focused **throughout** the four years of high school. Continue to read, read, read! Continue to strengthen your study habits. **Stay involved** in school activities and community activities. This is the time to try a little of everything so that later you can choose and concentrate on the two or three activities you really enjoy. Begin **keeping a folder** that contains certificates, diplomas, and awards that you receive. This will simplify the college application process.



11TH GRADE


Eleventh grade is important. Focus and work hard! Continue to read, read, read! Make certain that you maintain a **balance** between your studies and the activities that you love. --**Seek leadership roles** if possible. Leadership does not happen overnight—it comes from applying yourself to an activity and showing a passion for it. --Nevertheless, community service ranks very high as far as extracurricular activities go—higher than being president of a club. You might possibly want to consider taking the **SAT**.

Consider taking the SAT in October or December of this year. --You must register to take the test. You can check the College Board to find out about **dates for both registration and testing**. Space may be limited so it is best to sign up ahead of time. -
-You must place the **Academia's code—882191**—on your application so that it will be reported to the AIP.

The school can then submit your scores in the counselor's letter. --Prepare well so that you feel comfortable with the format and content of the test on test day. When choosing your classes for the following year, 12th grade, you may be tempted to 'ease up' on academics. **DON'T!** Take the most rigorous classes.

7TH & 8TH GRADE

Read! Read!! Read!!! Develop strong study habits. Do your best in school. If you are having difficulty, don't give up! Get help from a teacher or a tutor. Get involved in school-based or community-based activities that allow you to explore new activities and discover new interests.



10TH GRADE

If ninth grade counts, then **tenth grade certainly counts!** Stay focused and do your best. Good study habits are vital—don't wait until the night before! Core courses—Math, English, Sciences, Social Sciences, and Foreign Languages—are the ones that **most universities** will look at the hardest. Continue to read, read, read! Concentrate on the two or three activities that you really enjoy and love to do! Learn to **balance** your studies with other activities. Keep in mind that the first thing college admissions officers will look at are your transcripts with the courses you have taken and the grades you have received.

Nevertheless, they are interested in a **well-balanced student** who has been involved in Community Service, Debate, Sports, and/or the Arts. Consider taking the PSAT. If you are going to take the PSAT, then you should prepare for it. Check out the following site:

www.collegeboard.com/student/testing/psat/about.html


Consider carefully **which diploma** you want to pursue: Bachillerato en Ciencias y Humanidades or Bachillerato en Humanidades. Then choose which courses you want to take the following year in eleventh grade, keeping in mind that colleges look first and foremost at the **core curriculum**, but like to see where your interests lie. Always take the most rigorous courses available. Taking the Honors Level courses proves the **student's willingness** to confront challenges and work hard! During the summer after the tenth grade, you will be participating in the **Social Service Program**. Take a notebook along with you to keep track of the experiences you live during those three weeks. You should also jot down your thoughts and reflections. Those experiences and reflections may serve you well when you are writing your essays required for the college applications.

Remember that you are competing with students from **around the world** for admission to the universities.

Additionally, the more challenging your classes, the **easier your adjustment** to a college classroom. Make certain you are well prepared for what lies ahead!

Vacation between 11th and 12th grades

Use this time to prepare for the SAT. Register to take the TOEFL or the Duolingo




JANUARY

Research possible colleges and universities using online resources. Start your research **early**. Explore and write down a list of some **ten (10)** universities and their application requirements. **Register, practice, and take the TOEFL or Duolingo.**

MARCH

Take the **SAT**.



MAY

Ask two teachers for a letter of recommendation if these are necessary for your application. Ask teachers **now**; don't wait until late in the school year when teachers are so busy that they don't have time to write a good letter. **Fill out the form** provided by the College Counseling Team and give each teacher a copy of your completed form when you request a letter. Take the **SAT if need be**. Take the TOEFL or Duolingo if need be.

12TH GRADE

Work hard **ALL** year. You will be required to send your transcript for the entire twelfth grade. You need to keep in mind that even if you have been accepted early, a university reserves the right to deny admission if the student's GPA has gone down the second semester. **Stay involved** in extra-curricular activities, seeking leadership roles if possible, but choose your activities carefully. Extra-curricular activities should **not** take up so much of your study time that your GPA suffers.



FEBRUARY

Register and practice to take the SAT in March, AIP code: **882191**

APRIL

Prepare your resume and send it to Mrs. Bárbara Arosemena to request a meeting concerning the counselor letter. **Make certain** that you have included all information pertinent to your presentation as a candidate for university studies, as well as a contributing member of the university community to which you plan to apply. **Register** to take the SAT in May if need be. AIP code: **882191**. Register for the TOEFL or Duolingo if need be.



JUNE

Begin to work on your personal statement (main essay).

JULY

Narrow your search for possible colleges or universities. Prepare a chart with the names of the schools, the application deadline for each, the application fee for each, and all other application requirements such as essays, letters of recommendation, etc. Use the chart as a **checklist** as you complete each stage of the application. If you plan on competing in Division I or Division II college sports and want to be eligible to be recruited by colleges, **you must** register with NCAA Initial Eligibility Clearinghouse.





SEPTEMBER

Work on your essays. Make certain that you are responding to the question or topic that you have chosen from the list of possibilities that they have given you. Give yourself enough time so that you can write and then put it down for a few days and then come back to it. Ask an objective source to read and critique your essay; you can ask a teacher or a member of the counseling team for help. Remember that family members will be biased so it is best to get the opinion of someone who is not closely related to you. Don't allow a well-meaning family member or private college counselor to write your essay for you. They want to hear your voice and not that of a forty-year-old. They want to get to know YOU! Be extremely careful not to plagiarize! Edit and rewrite your essay!

Your essay is important!

AUGUST

Further narrow your search to an appropriate number of universities which you will apply. Begin to fill out the applications. Don't hesitate to ask for help. Register for the Common App or Coalition if necessary. Remind or ask your teachers for letters of recommendation, if these are necessary for your applications. Send Mindy a list of the universities of colleges to which you are applying that require the school to send your transcripts, counselor letter of recommendation and teacher letter of recommendation.



OCTOBER

Send test scores. Send in Early Action or Early Decision applications.

NOVEMBER

Complete applications before the deadlines.

BOTTOM LINE:

We are here to help you! If you have any questions or concerns, if you need any help with any part of the college application, don't hesitate to ask!